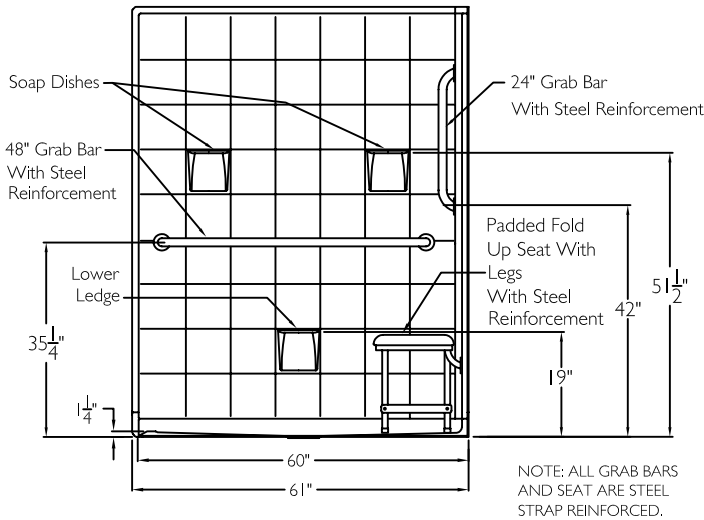
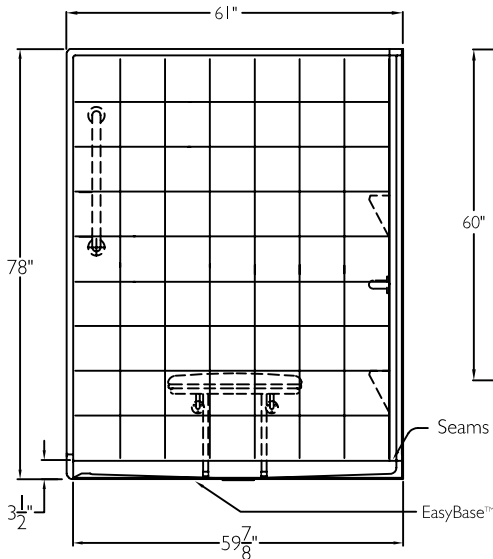


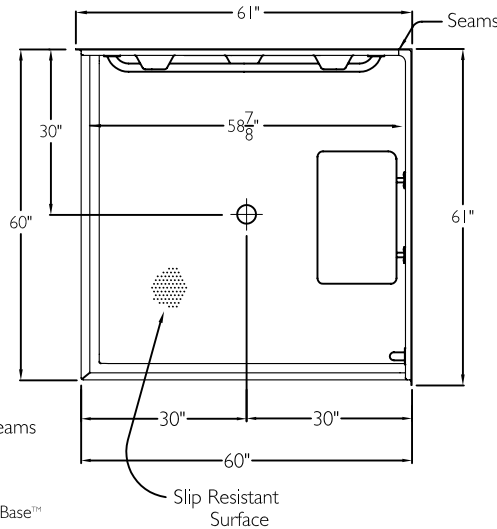
FRONT VIEW



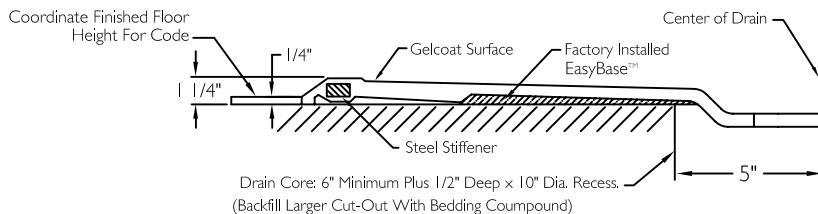
SIDE VIEW



TOP VIEW



CROSS SECTION OF THRESHOLD



SUBMITTAL

This shower enclosure shall be model XST 6060 BF 3P DE 1.25, right, or left. Finished surface shall be of a sanitary grade polyester gelcoat surface exhibiting a minimal thickness of 15 dry dry mils and a finished cured Barcoal hardness of 80-90 as tested with ASTM D-2583. Unit construction shall be of a molded reinforced fiberglass with a 15% minimum fiberglass content.

The unit shall have outside dimensions of 61" x 61" x 78". The unit shall meet ANSI Z124.1-2, HUD, BOCA, NAHB, UPC, and shall meet the requirements of the Southern Building Code.

The enclosure shall be equipped with the following accessories:

- 1) One 48" x 1 1/4" diameter 18 gauge white grab bar on the side wall,
- 2) one 24" x 1 1/4" 18 gauge white grab bar vertical on the seat side wall, both with 1 1/2" statute clearance, secured from the rear with stainless steel bolts and 3" x 3" x 11 gauge metal mounting plates,
- 3) 24" x 16" white padded fold up seat with legs,
- 4) molded soap ledges,
- 5) lower molded leg ledge,
- 6) tile finish,
- 7) 3 piece sectional design,
- 8) double entry threshold,
- 9) tri cell backing,
- 10) EasyBase™ self sustaining bottom,
- 11) 1 1/4" threshold.

OPTIONAL ACCESSORIES:

Factory Plumbing Install Option: YES NO

PB Pressure Balancing Mixing Valve

HH Hand held shower assembly with slide bar, vacuum breaker and 60" hose.

THIS UNIT FEATURES THE OUTSIDE DIMENSION OF 61" OF OVERALL WIDTH. THIS DOES NOT ALLOW FOR FULL ENCLOSURE OF THE BOLTS AND NUTS USED TO SECURE THE BARS AND SEAT IN PLACE. THE BOLT AND NUT COMBINATION SHOULD NOT PROTRUDE MORE THAN 3/4" ON EITHER SIDE OF THE SHOWER WALLS. THIS MAY REQUIRE THE NEED TO NOTCH STUDS TO ALLOW BOLT CLEARANCE FOR A DRYWALL ENCLOSED FIRE WALL INSTALLATION. ADJUSTMENT OF THE WALL BOARD MAY BE NECESSARY TO PROVIDE CLEARANCE OF THE BOLT(S) WHILE MAINTAINING THE INTEGRITY OF THE DRYWALL ENCLOSED FIRE WALL ENCLOSURE.

NOTE: THIS UNIT WILL NOT ACCEPT A DOOR.

Job Name	Approved By	Name	Date	COMFORT DESIGNS	
Project No	Architect			Model No. XST 6060 BF 3P DE Bariatric	
Comfort Designs 435 Industrial Road Savannah, TN 38372 tel 800.443.7269 fax 731.925.4290 www.comfortdesignsbathware.com	Engineer			Drawing No. XST 6060 BF 3P DE 1.25 WH-BW WWSW Bariatric PD EB	
	Rep			Date Issued. 4-6-12	Drawing Rev.
	Wholesaler			Material. Gelcoat	
	Comments			Color.	
				Dimensions are in inches. Due to the nature of the materials dimensions may vary ± 1/2"	